


SEND Flow Chart

Here is a flow chart showing you the steps we take to support children with SEND. We only move from one step to another if your child still needs more support and is not making good progress. If your child makes excellent progress, we may decide to move back a step. You will be involved every step of the way and please feel free to ask us if you have any questions!

Step 1 - Initial Concern


You and/or teachers raise concerns about your child.
Concerns are discussed between parents or carers and the class teacher.

The SENDCo will be made aware of these early concerns.



Step 2 - Quality Teaching and Reasonable Adaptations (Wave 1)


The class teacher adapts work and/or re-organises classroom support to help your child to make better progress. This will be recorded on class provision maps. This may also include some short-term, specific support such as precision teaching, pre-teaching or something to support their SEMH.



Step 3 - Targeted Support (Wave 2)

The class teacher and TA work and/or re-organise support to help boost progress. This may be a half or a full term timescale of targeted interventions designed to support your child's specific need. School resources and/or expertise may be assigned to deliver this.

Interventions will be monitored by the class teacher and the SENDCo.



Step 4 - IEP (Wave 2)

If the interventions and provision provided in step 3 do not enable the child to progress, then your child's needs are assessed in further detail and an IEP (Individual Education Plan) is developed with the SENDCo to support your child. School resources and/or expertise may be assigned to deliver the IEP.

This may also include involving outside agencies such as Educational Psychologists, Speech and Language, Occupational Therapists, Paediatricians etc. to help us decide what strategies we can use to help support your child. You will always be asked for consent when we are dealing with outside agencies for SEND.



Step 5 - Education and Health Care Plan

If it has been agreed by everyone at step 4, we will apply for an EHCP (Education and Health Care Plan) from the County.

This may give the school extra resources to help us to support additional needs and is where the County assesses your child's needs based on your child's learning and development. This process takes around 20 weeks from start to finish and can be quite involved. Don't worry, we will help you through the process!

Not all children require an EHCP, the details of the child's need are given to a review panel, who are not connected to the school, who make a decision on the granting of EHCPs.

This is not the same as CAHMS referral - which is where parents/carers and teachers decide that an assessment for Neurodevelopment is required. The waiting list for a CAHMS referral leading to potential diagnosis is currently 4 years. During this time, they may be referrals to other organisation such as RISE.



Step 6 - EHCP is in place (Wave 2 or 3)

Once we have the EHCP, you will have a copy and have chance to come into school to discuss it so that you know exactly what is going to happen. The EHCP will be reviewed once a (school) year and everyone that supports your child (including you) will be involved in the review to make sure that the Plan is working well.

Some EHCPs will have funding, but this is not always the case. An EHCP will let the school know what we must do to support your child.

