

You've accepted analytics cookies. You can [change your cookie settings](#) at any time

[Hide this message](#)



Compare school and college performance in England

[Search](#) [Download](#) [Guidance](#) [Publication timetable](#)

BETA Your [feedback](#) will help us improve this service.

[Home](#) > [The Dasset CofE Primary School](#) > Primary

[Search](#)

[My schools](#)

0

Voluntary controlled school

The Dasset CofE Primary School

Ages 4 to 11 • Mixed sex

Primary

This page shows [revised](#) results data for pupils who completed [key stage 2](#) in the summer of 2025. These figures were published in December 2025.

School performance data should be considered alongside a range of other information about the school, which could include looking at school websites, reading Ofsted reports, and speaking to the school directly. Conclusions should not be drawn on a single piece of data alone.

Pupils included in this performance data will have experienced some disruption due to Covid-19 earlier in their schooling, which will have affected individual pupils and schools differently.

Progress score in reading, writing and maths

We are not able to calculate KS1-KS2 progress scores for academic years 2023/24 and 2024/25. This is because there is no KS1 baseline available to calculate primary progress measures for these years due to Covid-19 disruption. We are also unable to show results broken down by prior attainment. For more information see the [KS2 technical guidance](#). You can also view historic 2022/23 progress measures on the [Progress measures for the 2022 to 2023 academic year](#) page.

Attainment measures show how pupils have performed in tests and assessments but do not take pupils' starting points into account.

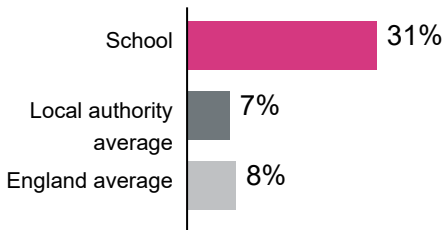
Pupils meeting expected standard in reading, writing and maths ?

View as table



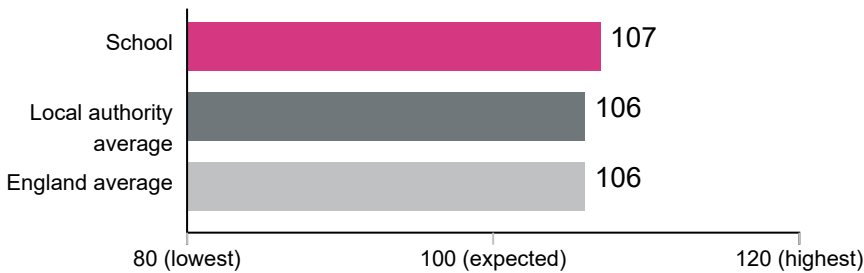
Pupils achieving at a higher standard in reading, writing and maths ?

View as table



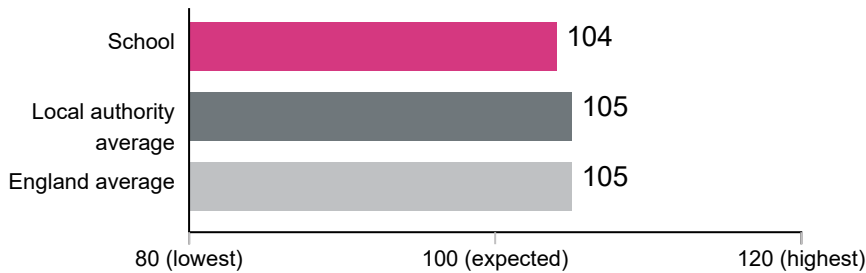
Average score in reading ?

View as table



Average score in maths ?

View as table



[Results over time](#) >

[Additional measures](#) >

[Results by pupil characteristics](#) >

[Progress measures for the 2022 to 2023 academic year](#) >

About this data

▼ [Abbreviations](#)

- **LOWCOV** = Low coverage: Shown for the 'value added' measure and coverage indicator where schools have less than 50% of pupils included in calculation of the measure
- **NA** = Not applicable: Figures are either not available for the year in question, or the data field is not applicable to the school or college
- **NE** = No entries: The school or college did not enter any pupils or students for the qualifications covered by the measure.

For a multi-academy trust, the schools or colleges eligible for inclusion in the trust's performance measures, did not enter any pupils or students for the qualifications covered by the measure

- **NEM** = No entries: We suppress multi-academy trust (MAT) figures if the MAT has fewer than three schools/colleges with eligible pupils or students in this measure, or where there are 5 or fewer pupils or students covered by the measure.
- **NEW** = New school or college
- **NP** = Not published: For example, we do not publish Progress 8 and prior attainment data for independent schools and independent special schools as these school are not required to enter pupils for key stage 2 national curriculum tests and assessments. Breakdowns by disadvantaged and other pupils are also not available for independent schools, independent special schools and non-maintained special schools

- RE = Redacted: We redact these figures if they do not allow the calculation of a reliable estimate and therefore don't provide a fair measure of performance. For transparency, we publish the headline information for these providers separately in the national achievement rates tables.
- SN = Small number: The number is subject to rounding and is less than 3
- SP = Small percentage: The percentage is subject to rounding and is between 0% and 0.5%
- SUPP = Suppressed: In certain circumstances we will suppress an establishment's data. This is usually when there are 5 or fewer pupils or students covered by the measure. We avoid making these figures public to protect individual privacy. We may also suppress data on a case-by-case basis.

For a multi-academy trust, we will suppress data when there are 5 or fewer pupils or students, covered by the measure, in total across the establishments eligible for inclusion in the trusts performance measures.

- SUPPM = Suppressed: We suppress multi-academy trust (MAT) figures if the MAT has fewer than three schools/colleges with eligible pupils or students in this measure, or where there are 5 or fewer pupils or students covered by the measure.
- -- = Null: Figures are either not available for the year in question, or the data field is not applicable.
- NELIG = Not Eligible: The school, college or multi-academy trust (MAT) was not eligible for inclusion in MAT performance measures in accordance with the rules* on MAT eligibility.
[KS2: \(Page 12\)](#)
[KS4: \(Page 31\)](#)
[16-18: \(Page 69\)](#)
- SUPPMAT = Suppressed MAT: In addition to suppression outlined in SUPP. A multi-academy trust will additionally have its data suppressed for a particular measure if exactly one of the establishments, eligible for inclusion in the trusts performance measures, has its data suppressed. This is to avoid multi-academy trust data inadvertently undoing suppression applied to an establishment.

▼ Further guidance

Read the [guidance about using the school performance tables](#).

Read more information about the [key stages and the national curriculum](#).

